


Style Drive

High class riding comfort that relieves lower back strain



A Chiropractic Method for achieving
the ideal driving posture.

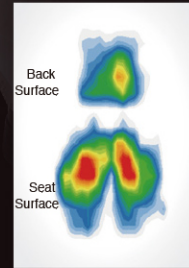
Genuine posture care with
the unique functions
of our Chiropractic Support System.



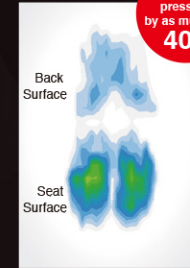
Relieves lower back strain by distributing body pressure.

By maintaining the correct posture, the localized body pressure is distributed, relieving the burden of the lower back by as much as 40%.

- * Subject: 24-year-old female
- * Condition: Measure pressure distribution with body pressure dispersion instrument to compare with/without Style Drive (MITG test results)
- * Maximum pressure amount reduced by approximately 40%
- * Measuring Equipment: Verge's FSA Pressure Mapping System
- * Results may vary depending on the individual.



Without Style Drive



With Style Drive

Relieves body pressure
by as much as
40%



Spinal Support

Ilium Support

Ischium Spot

Body Trace Curved Surface

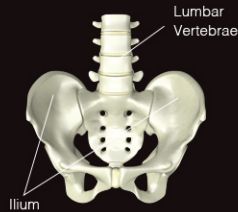
Lumbar Support Function

Pelvis Support Function

Our Unique Chiropractic Support System

It is chiropractically correct to maintain an "S" figure for the spine and stabilize the hipbone in order to maintain proper positioning for the body.

Style Drive encloses the backbone and pelvis to guide the lower back and shoulders into a position where any burden is minimized, helping the lumbar to maintain an "S" figure while supporting proper positioning.



Poor Posture



Correct Posture

Maintaining a proper driving posture is vital to relieving pressure on both the shoulders and lower back.

CENTRAL CHIROPRACTIC, Chiropractor
Takeharu Daito

In the driver's seat, stretching your foot out to step on the gas pedal can slouch your back or slide one side of your buttocks forward, resulting in unnecessary burden to your shoulders and lower back. It's important to maintain a proper posture in which your backbone and pelvis are supported to relieve the pressures on your shoulders and lower back. Proper posture also lets you breathe deeply, providing oxygen to the brain which allows you to relax and focus on your driving.



Product Specifications



[Product Name] Style Drive

[Size] Approx. W450 x D440 x H630mm

[Weight] Approx. 1.2kg

[Materials] Surface Fabric: Polyester 100%
Rear Fabric: Polyester 100%
Cushion: Urethane foam
Belt: Polypropylene

- Specifications are subject to change without notice for ongoing product modifications and improvements.
- You may not be able to use this product if your hip measurements exceed 110cm. (There are no quality issues with the product.)
- The color of the product may slightly differ from that in the photos.

MTG
We have many dreams

[Manufactured for] MTG Co., Ltd.

MTG No.2 HIKARI Bldg., 4-13 Honjindori, Nakamura-ku,
Nagoya-shi, Aichi Prefecture, 453-0041, Japan